

شكراً لتحميلك هذا الملف من موقع المناهج القطرية



بنك اسئلة اختبار نهاية الفصل

[موقع المناهج](#) ← [المناهج القطرية](#) ← [المستوى الأول](#) ← [لغة انجليزية](#) ← [الفصل الأول](#) ← [الملف](#)

تاريخ نشر الملف على موقع المناهج: 2023-11-25 13:14:40

التواصل الاجتماعي بحسب المستوى الأول



روابط مواد المستوى الأول على تلغرام

[الرياضيات](#)

[اللغة الانجليزية](#)

[اللغة العربية](#)

[التربية الاسلامية](#)

المزيد من الملفات بحسب المستوى الأول والمادة لغة انجليزية في الفصل الأول

[اختبار نهاية الفصل محاب](#)

1

[اختبار نهاية الفصل مدرسة الأندلس](#)

2

[امتحان وزاري منتصف الفصل](#)

3

[لوراق عمل منتصف الفصل](#)

4

[اختبار في الوحدة الاولى والثانية](#)

5



Bank of Questions
Speaking -Listening- Reading- Writing Exam
Academic Year 2023-2024

School Name:	
Grade:	one
Teacher's Name:	
Coordinator's Name:	
Specialist's Name:	
Exam Type:	Mid Semester <input type="checkbox"/> End Semester <input checked="" type="checkbox"/>
Skills	Speaking <input checked="" type="checkbox"/> Listening <input checked="" type="checkbox"/> Script <input checked="" type="checkbox"/> Oral Reading <input checked="" type="checkbox"/> Reading <input checked="" type="checkbox"/> Writing <input checked="" type="checkbox"/>
Module Title/s and Number/s:	Module 3 Numbers Module 4 At home Alphabet letters (Mm-Ff-Dd-Gg-Oo-Ll-Bb-Qq- Jj-Uu-Yy-Ww-Vv-Xx-Zz)
Submission Date:	

Speaking:

Picture Description:

Resource Number	Question 1:
1	<p><u>Look and count.</u></p> <p>How many apples can you see? Student should count to 10.</p>

Resource Number	Question 2:
2	<p><u>Look and say.</u></p> <p>What is this? The answer should be it is a fish. / This is a fish/ fish.</p> <p>What color is it? The answer should be. It is yellow. / Yellow</p>

Resource Number	Question 3:
3	<p>Where is the rabbit?</p> <p>The answer should be It is in the box. / In the box. / In</p>

Resource Number	Question 4:
4	Is he thirsty? The answer should be Yes, he is. / Yes

Oral Questions: -

Question 1:
How old are you? The answer should be I am six. / I am seven. six/seven

Question 2:
Are you happy? Yes, I am. / No, I am not. Yes/ No


Oral Reading

Resource Number	Question 1:
5	Name only 2 letters.


Resource Number	Question 2:
6	Sound out only 2 letters.

Resource Number	Question 3:
7	Read only 2 words. Read only 2 phrases.


Resource 1: Picture Description




Resource 2: Picture Description



Resource 3: Picture Description







Resource 4:- Picture Description







Oral Reading

Resource 5



Resource 6



Resource 7

big

look

see

My bird


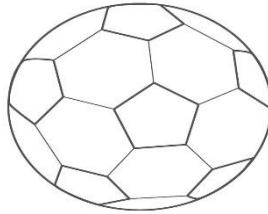
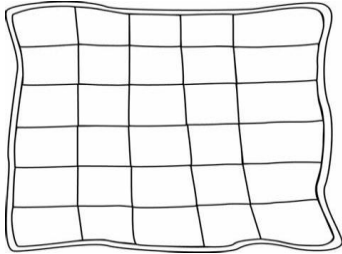
Living room

On the bed.




Listening:

Listening 1:


Listen and circle.



2.



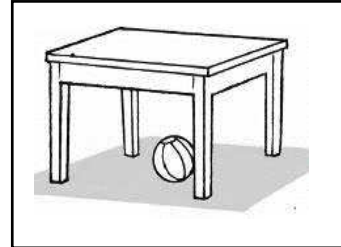

3.






Listening 2:

Listen and tick.

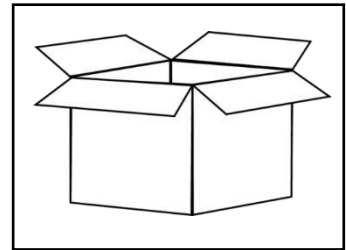
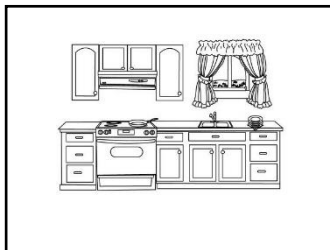

1.



2.



3.



Listening 3:

Listen and circle the correct letter.

4.			
	v	f	d
5.			
	y	Q	M

Reading:

Reading 2

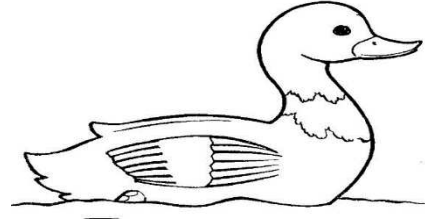

Look, read and circle the small letter:

G	
g	e
B	
d	b
J	
g	j
W	
w	u


Reading 3

Look, read and circle:


mouse




jam



frog




Van



Reading 4

Look, read, and tick:



sad

hungry

present







My bird

My parrot

My goat

Reading 5

Look, read and tick:

<p>It is small.</p>	 <input type="checkbox"/>	 <input type="checkbox"/>
<p>This is my umbrella.</p>	 <input type="checkbox"/>	 <input type="checkbox"/>

Reading 6


Read the text then answer:

This is my rabbit.

It is big.

It is white.

It is on the sofa.



-Put (✓) or (X).

This is a fish.	()
It is big.	()
It is red.	()

Read and answer:

Where is the rabbit?

Writing:

Writing 1

Look and copy:

It is big.

On the table

Writing 2

Look and write.

fox- zoo - jacket

A. This is my _____



B. It is a _____.



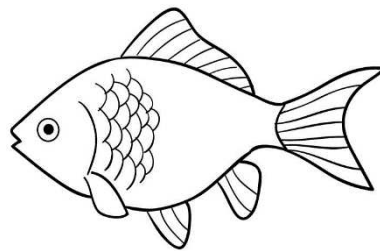
Writing 3

Look and write.

A



B



Writing 4

Dictation: Listen and write

1

.....
.....
.....
.....

2

.....
.....
.....
.....

Listening Script

Question 1: Listen and circle	
The teacher says, “	
1	/b/ ball.
2	This is my parrot.
3	He is happy.

Question 2: Listen and tick.	
The teacher says,	
1	It is on the table.
2	octopus
3	Living room

Question 3: Listen and circle.	
Teacher sounds out	
1	/d/
2	/y/

Dictation words:

1 - Cat

2-Letter "Oo"