


شكراً لتحميلك هذا الملف من موقع المناهج القطرية




الإجابة النموذجية لتدريبات الكتاب

[موقع المناهج](#) ⇨ [المناهج القطرية](#) ⇨ [المستوى الثاني](#) ⇨ [لغة انجليزية](#) ⇨ [الفصل الأول](#) ⇨ [الملف](#)

تاريخ نشر الملف على موقع المناهج: 2023-12-01 14:08:28

التواصل الاجتماعي بحسب المستوى الثاني



روابط مواد المستوى الثاني على تلغرام

[الرياضيات](#)

[اللغة الانجليزية](#)

[اللغة العربية](#)

[التربية الاسلامية](#)

المزيد من الملفات بحسب المستوى الثاني والمادة لغة انجليزية في الفصل الأول

[ملخص الوحدات من الأولى وحتى الخامسة](#)

1

[اوراق عمل اثرائية نهاية الفصل](#)

2

[نموذج اختبار نهاية الفصل](#)

3

[اختبار نهاية الفصل في القراءة والكتابة](#)

4

[تدريبات دعم وإثراء الفرقان نهاية الفصل](#)

5

1 Listen and number (1-5).  



2



3



1



5



4

2 Read, trace and write. 





My name is _____ .
تكتب الطالبة اسمها على الاسطر الأربعة بشكل صحيح


I'm _____ years old.
تكتب الطالبة عمرها على الاسطر الأربعة بشكل صحيح


I live in Qatar _____ .


1 Look and trace. 

1  pencil case

sharpener 2 

3  computer

whiteboard 4 

5  ruler

2 Look, read and circle. 


1. What's **this** / that?
It's a computer.




2. What's **this** / **that**?
It's a sharpener.



3. What's **this** / **that**?
It's a ruler.



4. What's **this** / that?
It's a whiteboard.



3 Listen and number (1-4).  



Listening transcript

1. Boy 1: What's this?

Boy 2: It's a pencil case.

2. Boy 1: What's that?

Boy 2: It's a whiteboard.

3. Girl 1: What's that?

Girl 2: It's a sharpener.

4. Girl 1: What's this?

Girl 2: It's a computer.

4 Trace and write. 

1. What is this?

It's a ruler.



2. What is that?

It's a computer.



1 Count and write. 

a. 

b. 

c. 

d. 

e. 

f. 

2 Look and complete. Then count and say. 🖨️ 📏

computers apples ~~cats~~ rulers pens



There are 7 cats.



There are 20 apples.



There are 12 pens.



There are 15 rulers.



There are 5 computers.

1 Look and match.

1 computers

2 pens

3 desks

4 books

5 rubbers

6 pencils

books

pencils

rubbers

desks

computers

pens

2 Listen and circle A or B.

1 A B

2 A B

3 A B

4 A B

Listening transcript

1. Girl 1: What are these?
 Girl 2: They're desks.
2. Girl 1: What are these?
 Girl 2: They're pens.
3. Boy 1: What are those?
 Boy 2: They're sharpeners.
4. Boy 1: What are those?
 Boy 2: They're rulers.

1 Look and write.



Brian Ahmed Whitey



1. Ahmed

2. Brian



3. Whitey

2 Answer the questions.



1. What's this?

It's a rabbit

2. What colour is the rabbit?

It's brown



3. What is the name of the rabbit?

It's Whitey

1 Listen and circle Yes or No. 



1

Yes No



2

Yes No



3

Yes No



4

Yes No



5

Yes No



6

Yes No

Listening transcript

- 1. Boy: Is he old?
- 2. Girl: Is it thin?
- 3. Boy: Is he sad?
- 4. Girl: Is it thin?
- 5. Girl: Is she happy?
- 6. Boy: Is he young?

2 Read, trace and answer. 



1. Is he old?

Yes, he is.

2. Is it thin?

No, it isn't.



1 Look and match. 



1



2

He's a policeman.



4

He's a doctor.



3

He's a student.

He's a pilot.

2 Look, circle and say. 

1. Are they pilots?

- A Yes, they are.
- B No, they aren't.



2. Are they policemen?

- A Yes, they are.
- B No, they aren't.



3. Are they students?

- A Yes, they are.
- B No, they aren't.



4. Are they teachers?

- A Yes, they are.
- B No, they aren't.



3 Listen and tick (✓).  



1 ✓ A B



2 A B ✓



3 ✓ A B



4 ✓ A B

Listening transcript

1. Man: Are they policemen?

Boy: No, they aren't. They're pilots.

2. Woman: Are you a teacher?

Man: Yes, I am.

3. Boy: Are they doctors?

Man: Yes, they are.

4. Boy: Are you a doctor?

Man: No, I'm not. I'm a policeman.

4 Look and write. Use **They're** and the words in the box. 

1.



doctors students

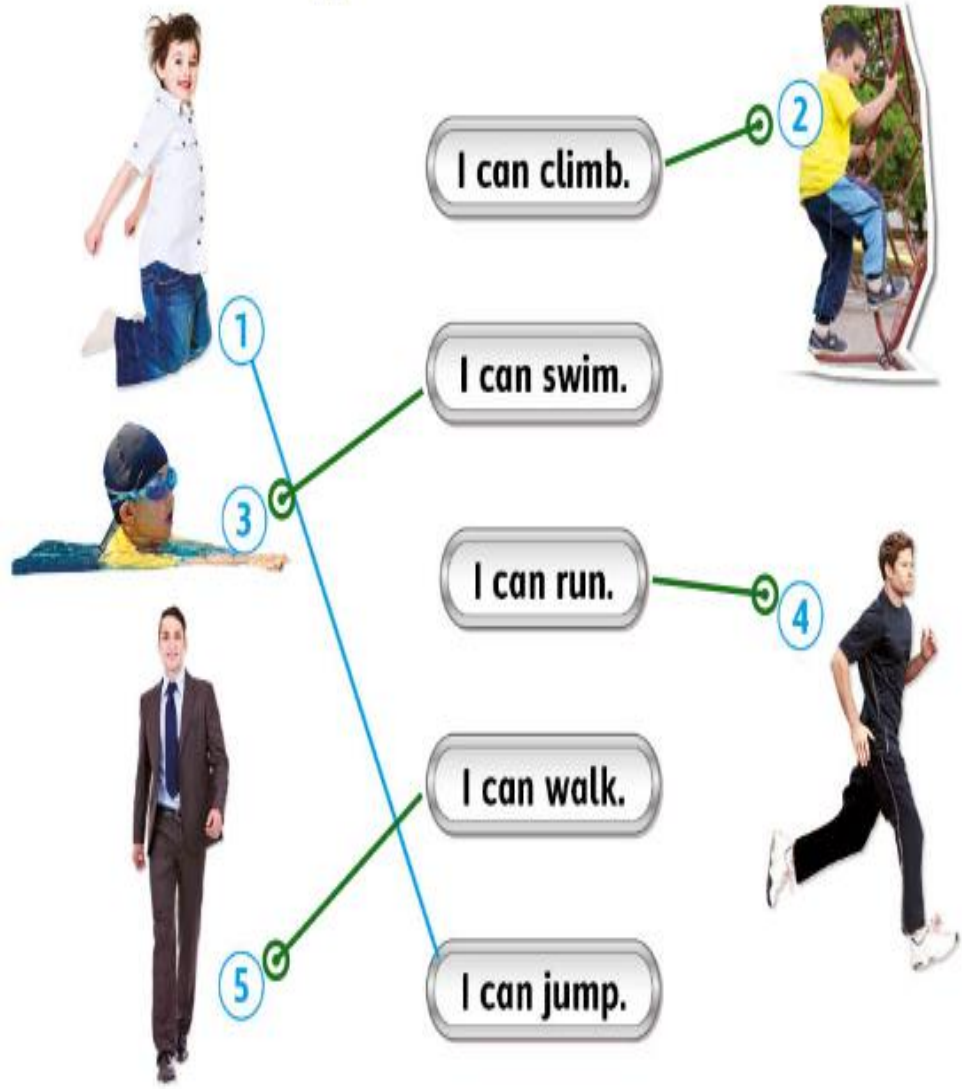
They're students

2.



They're doctors

1 Look read and match. 



1 I can jump.

2 I can climb.

3 I can swim.

4 I can run.

5 I can walk.

2 Look and circle. 



1. It can / **can't** fly.

2. He **can** / can't jump.

3. It **can** / can't fly.

4. He **can** / can't run.

5. She can / **can't** jump.

3 Listen and tick (✓) Yes or No. 

Listening transcript

Man: This is Bob. He can run. He can't jump. He can swim. He can't climb.



- | | Yes | No |
|-------------------|-------------------------------------|-------------------------------------|
| 1. Bob can run. | <input checked="" type="checkbox"/> | <input type="checkbox"/> |
| 2. Bob can jump. | <input type="checkbox"/> | <input checked="" type="checkbox"/> |
| 3. Bob can swim. | <input checked="" type="checkbox"/> | <input type="checkbox"/> |
| 4. Bob can climb. | <input type="checkbox"/> | <input checked="" type="checkbox"/> |

4 Trace and write. 

وأفعال الحركة تتضمن : **Walk , jump , run , swim , climb , fly .**



تكتب الطالبة فعل من أفعال الحركة

I can and

but I can't

1 Look read and number (1-4).




1. I can draw a cat.

2. I can spell 'Hello'.

3. I can count to 5.

4. I can write my name.



2 Read and write.

تكتب الطالبة إجابة إما بالنفي أو بالإيجاب



Can you count to ten?



Yes , I can.
أو
No , I can't.





Can you draw a cat?

Blank handwriting lines for the second exercise.

1 What's next? Match and say.

1  ?  a.

2  ?  b.



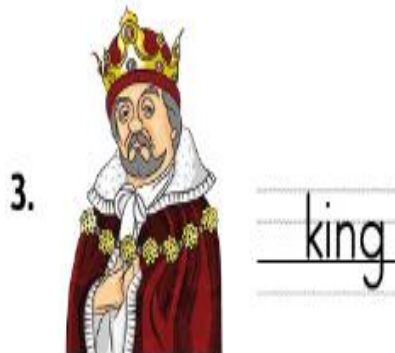

3  ?  c.

Diagram showing matching lines: 1 to b, 2 to c, 3 to a.



3 Trace and write. 

The duck can walk and swim ,
but it can't climb.


1 Look, say and then complete. 



2 Look and write. Then say the sounds of each word.  



3 Look, say and then complete. 

1.  hand

2.  sand

3.  stand

4 Look and write. Then say the sounds of each word. 

1. Let's play in the sand.



2. I can see a hand.



3. Look! There they stand.



1 Listen and tick (✓). 

1 

A B

2 

A B

Listening transcript

1. **Girl:** I'm Fatima. I've got brown hair. I haven't got short hair. I've got long hair.
2. **Boy:** I'm Saud. I've got black hair.

2 Trace and complete. Use the words in the box. 



blue brown

I've got _____ eyes.

I haven't got _____ eyes.

1 Read, look and circle.

- I / **You** have got black hair.
- I / **You** have got blonde hair.
- I / **You** have got a parrot.
- I / **You** have got a cat.



2 Look and write.

Yes, I have. / No, I haven't.

1 Have you got a monkey?

Yes, I have.



2 Have you got cats?

No, I haven't.




3 Have you got parrots?

Yes, I have.



1 Look and write the missing letters.



2 Look, read and circle A or B.

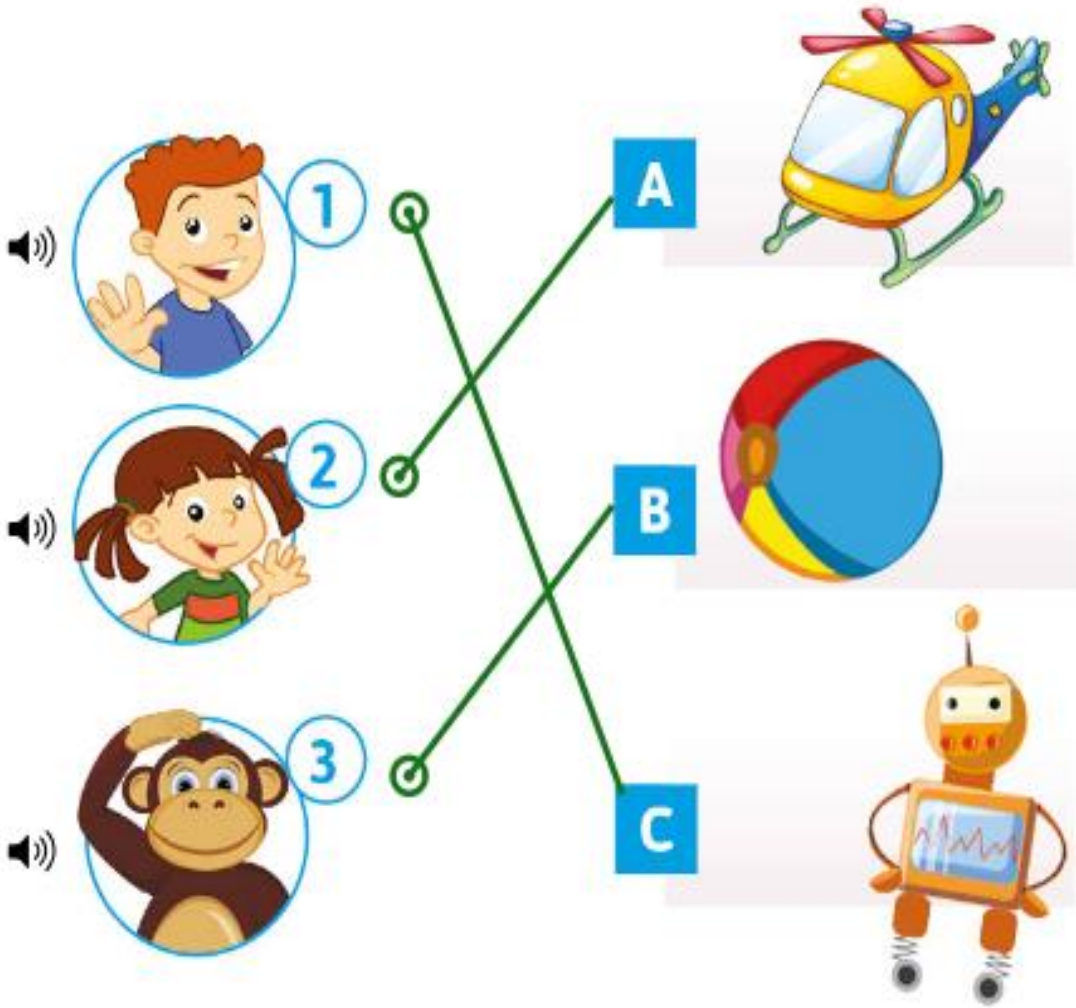


- A. He has got a ball.
- B. He has got a robot.



- A. She has got a skateboard.
- B. She has got a robot.

3 Listen and match.  








4 Look and write. 

has / hasn't

1. He has got a skateboard.

2. She has got a helicopter.

3. It hasn't got a helicopter.

		
	✓	✓
	✓	✗
	✗	✗

1 Trace and write.

He She It

1. Has she got a laptop?

Yes, she has.



2. Has he got a watch?

No, he hasn't.



3. Has it got a ball?

Yes, it has.

2 Listen and tick (✓) what they have got.



1 Listen and tick (✓) the correct picture. 



A



B



C

2 Read and write. 

fish ball eyes


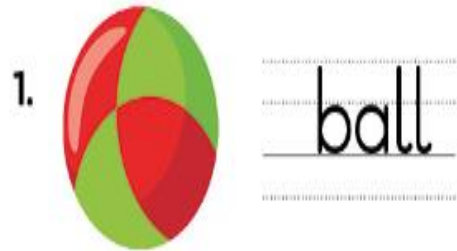


This is Salem. He has got black hair and brown eyes.

He has got a green ball and a skateboard.

Look! He has got a fish too! It is yellow.


1 Look, say and then complete. 



2 Look and write. Then say the sounds of each word. 


1. My ball is red and green. 


2. The ball is on the wall. 

3. This animal is tall. 


3 Look, say and then complete. 

1.  Jack


2.  snack

3.  black

4 Look and write. Then say the sounds of each word. 

1. Omar is eating a snack. 

2. My pen is black. 

3. I can see Jack. 

1 Look and circle the correct word.

1.

- a. laptop
- b. helicopter



3.

- a. monkeys
- b. cats



5.

- a. helicopter
- b. parrot



2.

- a. watch
- b. parrot



4.

- a. laptop
- b. phone



6.

- a. watch
- b. tablet



2 Look and write.

~~Yes, he has.~~ No, he hasn't.
 No, she hasn't. Yes, it has.



1. Has he got brown hair?

Yes, he has.



2. Has she got a helicopter?

No, she hasn't.



3. Has it got a ball?

Yes, it has.



4. Has he got a tablet?

No, he hasn't.

1 Listen and circle the happy face for I like or the sad face for I don't like. 



1



2



3



4



5



6



2 Write. 



sandwich chicken rice chips eggs onions

تكتب الطالبة اسم الأكل المفضل والأكل الغير مفضل

I like _____.

I don't like _____.

1 Look and write. Then say.

like / don't like



1. I like carrots.



2. I don't like orange juice.



3. I don't like spaghetti.



4. I like salad.

2 Look and match.

1



2







I'm thirsty.



I'm hungry.



3 Read and circle. 

1.  Do you like chips?  Yes, I do. / No, I don't.

2.  Do you like chicken?  Yes, I do. / No, I don't.

3.  Do you like salad?  Yes, I do. / No, I don't.

4 Listen and put a ✓ for 'I like' and an X for 'I don't like'.  

1.   A X B ✓

2.   A ✓ B X

3.   A ✓ B X

4.    A X B ✓

1 Look and write.

milk cereal soup ~~fish~~



1. fish

2. soup

3. cereal

4. milk

2 Look and circle.



2


1 I like cereal with milk for **dinner / breakfast**.


2 I like fish and salad for **dinner / lunch**.


3 I like soup for **dinner / breakfast**.

3 Listen and circle.  

1  **A**  **B**

2  **A**  **B**

3  **A**  **B**

4  **A**  **B**

4 Read and write. Then say.  

~~orange juice~~ chocolate salad chips fish

Healthy	Unhealthy
orange juice	chocolate
salad	chips
fish	




1 Look and write. Then write the plurals.

mango tomato orange ~~banana~~

1.  one banana


2.  one mango


 three bananas

 four mangoes

3.  one tomato

4.  one orange

 two tomatoes

 three oranges


2 Read and put the dialogue in the correct order. Write (1-3).

A 2 Here you are.

B 1 I want twelve mangoes, please.

C 3 Thank you.

1 Listen and circle A or B.   

1. 




A



B



2. 



A



B



2 Draw and write what you eat for lunch.  

تكمّل الطالبة الجملة بكتابة الطعام الذي تأكله وقت الغداء وبعد ذلك ترسمه أو تضع ملصق .

I eat

and

for lunch.

1 Look, say and then complete. 

1.



train

2.



rain

3.



stain

2 Look and write. Then say the sounds of each word. 

1. There is a stain on your T-shirt.



2. Look at the rain.



3. Salem is on the train.



3 Look, say and then complete. 

1.



drink

2.



sink

3.



pink

4 Look and write. Then say the sounds of each word. 

1. My rubber is

pink



2. I'm thirsty. I want a

drink



3. The

sink

is in the bathroom.



1 Look and match. Then write. 

1. onions

2. sandwiches

3. tomatoes

4. bananas

5. potatoes


2 What is the recording about? Listen and circle A or B.  

A Food 


B Drinks 



1 Listen and circle. 

What's in Ali's salad?




2 Trace and complete. 

Breakfast There's some milk



There are some eggs

Dinner There's some lettuce



There are some tomatoes

1 Trace and write. 

omelette pancakes



There are some peas in my
omelette .



There is some chocolate on my
pancakes .

2 Read and circle. 

1. There **is** / **are** some milk on the table.
2. **Is** / **Are** there any eggs in the salad?
3. There **is** / **are** three pineapples on the table.
4. **Is** / **Are** there any peas in the omelette?
5. **Are** / **Is** there any cheese in the salad?

3 Read and write **some** or **any**.

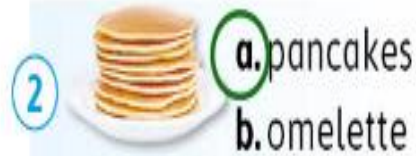
1. There is some cheese in my salad.
2. There are some pineapples on the table.
3. Are there any onions in the omelette?
4. Is there any chocolate on the pancake?
5. Are there any peas in the spaghetti?

4 Read, look and circle.



1. Is there any cheese in the basket?
Yes, there is. / **No, there isn't.**
2. Are there any eggs in the basket?
Yes, there are. / No, there aren't.
3. Is there a coconut in the basket?
Yes, there is. / No, there isn't.
4. Are there any pineapples in the basket?
Yes, there are. / **No, there aren't.**

1 Look and circle.



2 Listen and number (1-4).



A 3



B 1



C 4



D 2

3 Read and circle A or B.

A



My name is Omar.
I'm from Qatar. I like
pancakes with bananas
and chocolate. I eat
pancakes with cheese
and eggs too!

B



4 Read and answer.

تجيب الطالبة السؤالين بنعم أو لا كما هو موضح في الصندوق



Yes, I do. / No, I don't.




1. Do you want some lemonade?



2. Do you want a burger?

1 Look and write.

pear water glass cupcakes pizza



1. water



2. cupcakes



3. glass



4. pear



5. pizza

2 Read and match. Then say.

1. How much water is there?



a.

2. How many cupcakes are there?



b.

3. How much milk is there?



c.

4. How many pears are there?



d.

5. How many pizzas are there?



e.



3 Read, trace and complete. 

How many pears are there?

There are two pears .



How many cupcakes are there?

There are three cupcakes .



1 Listen and number (1-3).



A 



3

B 




1

C 



2

1 Look, say and then complete. 



day



hay



play

2 Look and write. Then say the sounds of each word. 

1. Let's play in the park!




2. A bird is on the hay.



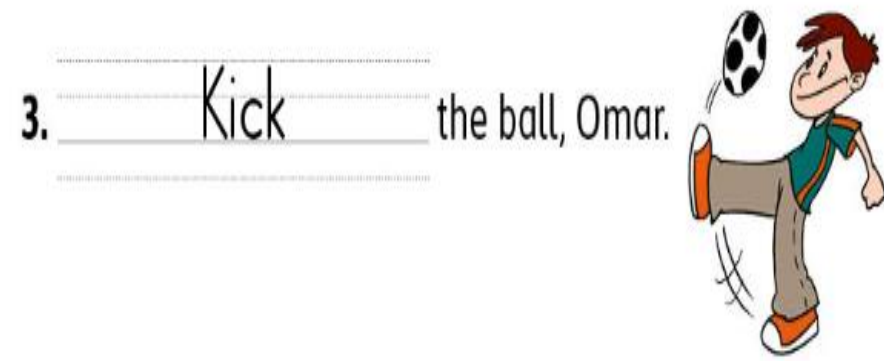

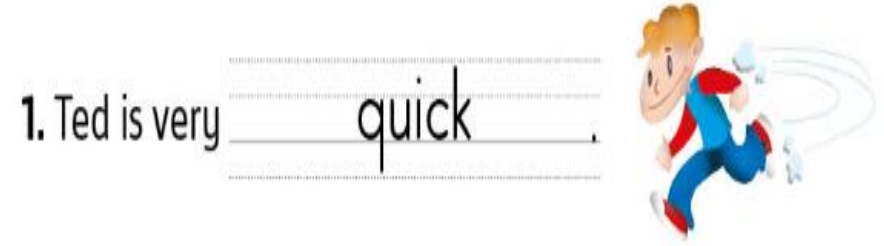
3. Let's play in the park all day.



3 Look, say and then complete. 



4 Look and write. Then say the sounds of each word. 



1 Read, choose and write. 

~~omelette~~ ~~pineapple~~ coconut pizza
 burger ~~soft drink~~ lemonade pear water

Fruit	Food	Drinks
pineapple	omelette	soft drink
coconut	pizza	lemonade
pear	burger	water

2 What is the recording about? Listen and circle A or B.  

A Food

B Drinks

3 Read and tick (✓) the correct picture. 

My name's Ahmed and I'm hungry. I want an omelette, but there aren't any eggs. There is some cheese and tomatoes. I can make a sandwich!



A



B

