


Worksheets for
6th year Primary
Term 2






Lesson 1

Write:

orange-pen- queen-rabbit-square- tomato-umbrella



Blank writing lines

Blank writing lines

Blank writing lines

Blank writing lines

Blank writing lines



Blank writing lines

Blank writing lines



Lesson 1


(A) Look in your classroom and complete:

What is this?

This is

What is that?

That is



Lesson 2




Teacher:




(A) Trace and copy:

sixth	sixth	eighth	eighth
tenth	tenth	fourth	fourth
fifth	fifth	second	second
first	first	ninth	ninth
third	third	seventh	seventh



(B) Write in order:

1	first	2	
3		4	
5		6	
7		8	
9		10	



Lesson 3





(A) Choose:

1- (They - We) are schoolboys.



2- (You - He) are a schoolgirl.



3- (They - It) are nurses.



(B) Trace and copy:



They They

We We

You You



Lesson 4



Class

Subject

Date

/ /1433H

(A) Read then copy:

Yes I am. Yes he is. Yes she is. Yes it is.

.....

(B) Complete:

1- Is she a schoolgirl?

Yes



2- Is he a schoolboy?

Yes



3- Is it a book?

Yes



4- Are you a schoolboy?

Yes



Teacher:

Lesson 5



A - Read :

What is your name?

My name is Ali .

How are you ?

I am fine , thank
you .



B - Choose :

1- What is your name ?

(I am 12 - My name is Ahmad) .

2- (What - How) are you ?

I am fine , thank you .

Lesson 5

C - Answer

1- What is your name ?



Blank writing line for the answer to question 1.

2- How are you ?

Blank writing line for the answer to question 2.

3- How old are you ?

Blank writing line for the answer to question 3.

Match:



A



B

- 1 Hello!
- 2 Good morning!
- 3 How are you?
- 4 What is your name?
- 5 How old are you?

- I am fine, thank you.
- I am 12.
- Good morning
- Hello!
- My name is Hind.

Lesson 5

- Choose :

1- What is your name ? (I am 12 - My name is Ahmad).


2- (What - How) are you ? I am fine , thank you .

- Answer :

1- What is your name ? My name is

2- How are you ? I am Fine , thank you .

3- How old are you ? I am



Lesson 6



(A) Read and copy:

This is my computer.

.....



This is the monitor.

.....



This is the printer.

.....



This is the mouse.

.....




This is the keyboard.

.....



This is a CD.

.....

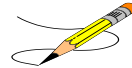


Lesson 7



- Write the words under the pictures:

pen pencil bag book



Blank writing box

Blank writing box

Blank writing box

Blank writing box

- Choose : 1- This is a (book - bag).

- Answer : 1- What is this ?

e	k

- Supply the missing letters : pe_cil , boo_ , b_g

G- Re-arrange : is / a / pen / . / This

Blank writing box

H- Circle the word you hear : pencil - bag - book - pen

- Correct : This is a (desk) .



This is a

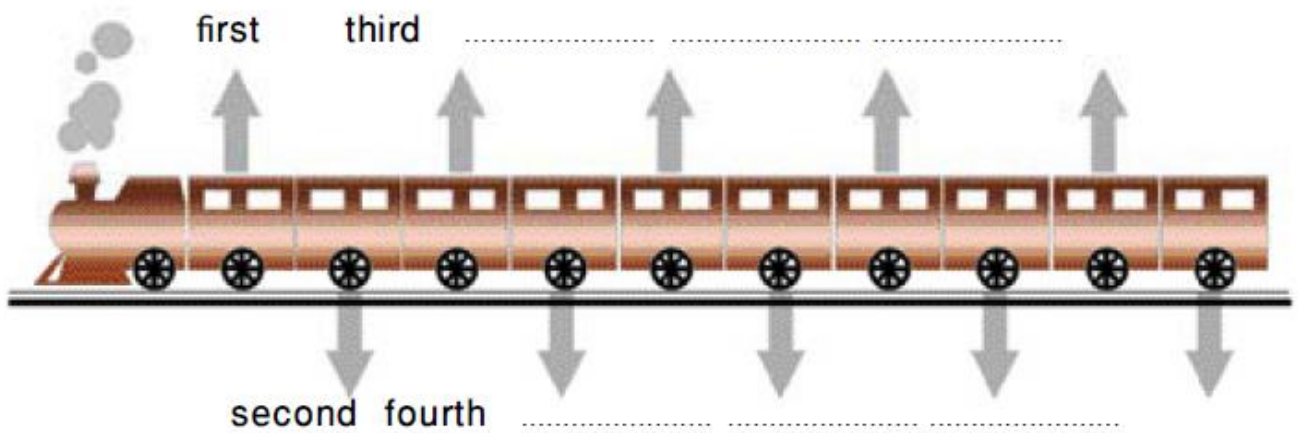


Lesson 8



(A) Complete:

sixth – tenth – eighth – ninth – seventh – fifth

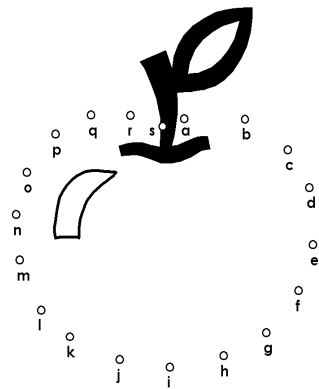


- Join & Choose :



(dog - cat)

(dog - cat)



(orange -

(orange -





Lesson 9



(A) Complete:

Is it a chair?

Yes it is.



Is he a boy?

Yes



Is she a girl?

Yes



Are they schoolgirls?

Yes



Is it a circle?

No it is not.

It is a square.



Is she is a schoolgirl?

No


She is a teacher.



Is he in the bedroom?

No

He is in the classroom.



Lesson 10

(A) Read and complete:

his – her – my – your



she



he



you



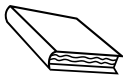
I

2) Choose the correct answer:

1- { He - She } is Ali.



2- { It - She } is Hind.



3- { It - She } is a book.



4- { He - You } are Fatimah.

5- { She - I } am Ali.



Teacher:

Lesson 11

A - Trace & Copy :



father

mother

brother

Blank handwriting practice box with three horizontal lines.

Blank handwriting practice box with three horizontal lines.

Blank handwriting practice box with three horizontal lines.



sister

family

Blank handwriting practice box with three horizontal lines.

Blank handwriting practice box with three horizontal lines.

Lesson 12

(A) Copy:


in on between under next to

.....

(B) Choose then complete:

1 – Where is Ahmad?

He is Ali and Hind. (Between in)



2 – Where is Fatimah?

She is the kitchen. (on in)



3 – Where is Ali?

He is the board. (next to under)

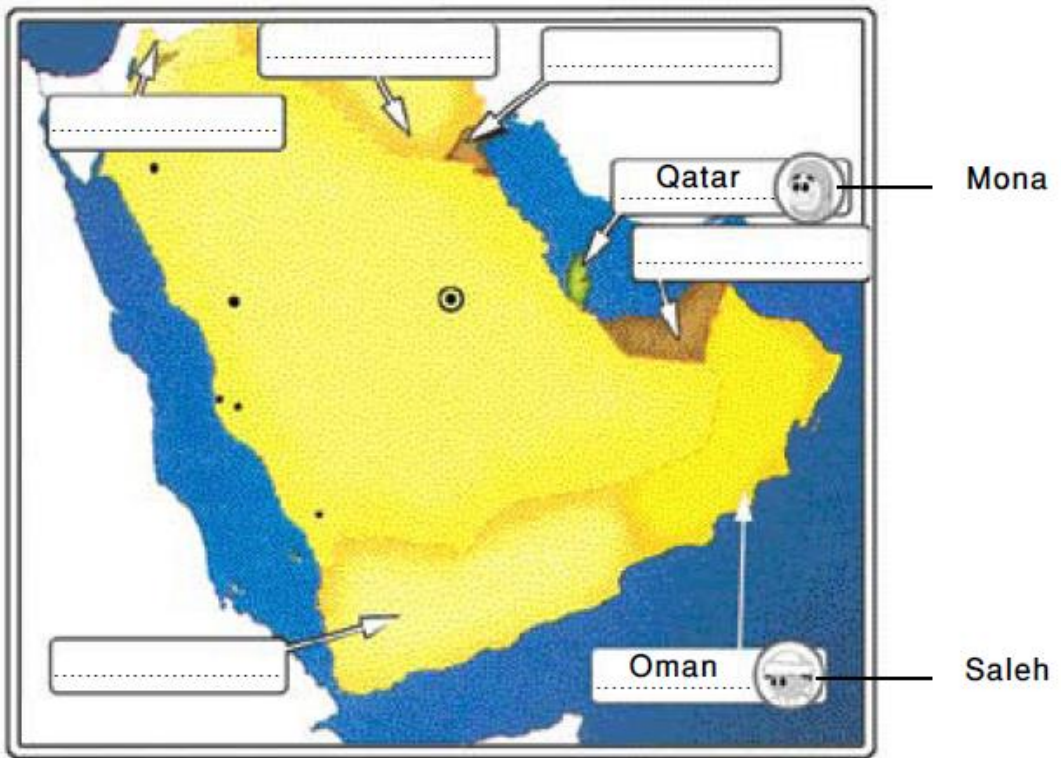


Lesson 13

Countries

(A) What country is it?

Jordan – Iraq – Kuwait
Qatar – Emirates – Oman – Yemen



(B) Complete:

Where is Saleh from? He is from

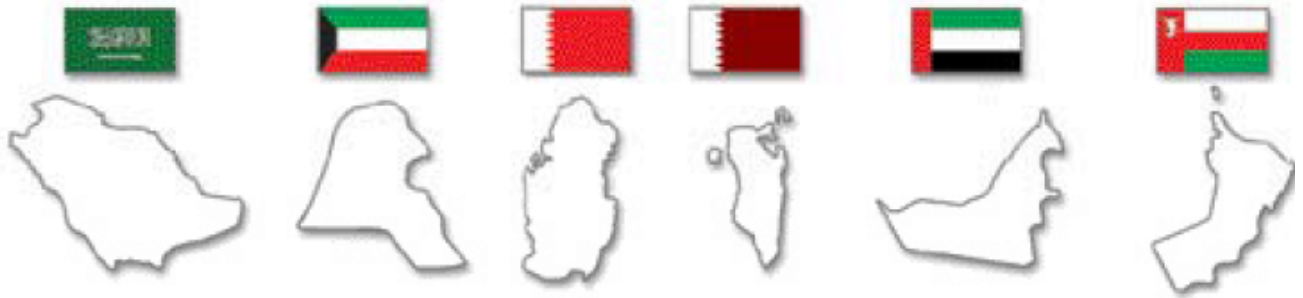
Where is Muna from? She is from

Teacher:

Lesson 14

Nationalities

(A) Write the nationalities:



Saudi Arabia Kuwait Bahrain Qatar Emirates Oman

Saudi

(B) Read then complete:



a. Ahmad is from Saudi Arabia. He is Saudi.



b. Sara is from Kuwait. She is



c. Muna is from Qatar. She is



d. Saleh is from Oman. He is

Lesson 15

(A) Color the numbers:



How much are the apples?
They are

Are they cheap?
Yes |



How much are the oranges?
They are

Are they expensive?
No |

(B) Choose:



Is the car expensive?

Yes it is. No it is not.

Lesson 16

(A) Copy:

I : my

He : his

She : her

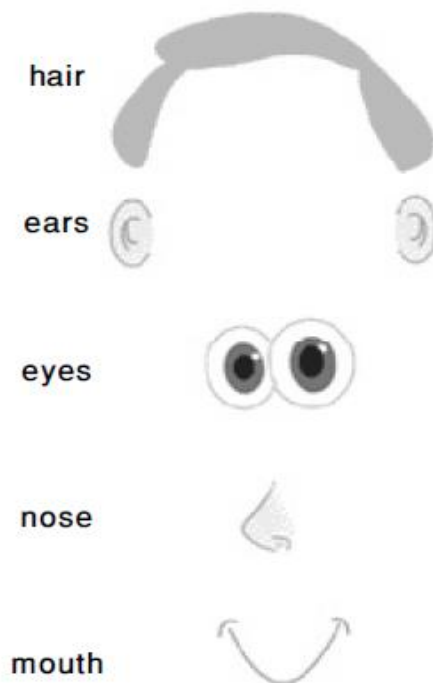
You : your

It : Its

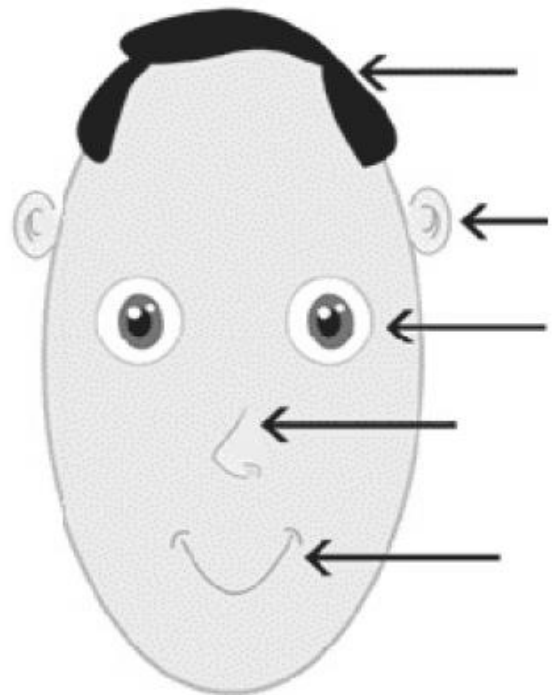
(B) Complete:

My name is What is your name?

(C) 1 - Draw the parts:




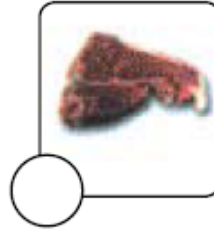

2 - Write the parts:



Lesson 17

(A) Match:

- 1 ~~eggs~~
- 2 cheese
- 3 rice
- 4 soup
- 5 meat
- 6 bread



(B) Copy:

This is bread.



This is soup.



.....

.....

How much is the meat?

It is riyals.



How much is the cheese?


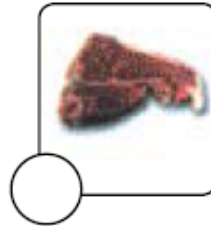

It's riyals.



Lesson 18

(A) Match:

- 1 ~~eggs~~
- 2 cheese
- 3 rice
- 4 soup
- 5 meat
- 6 bread



(B) Copy:

This is bread.



This is soup.



.....

.....

How much is the meat?

It is riyals.




How much is the cheese?

It's riyals.



Lesson 19



(A) Match:

- 1 milk
- 2 coffee
- 3 tea
- 4 water
- 5 juice



(B) Copy:

tea coffee juice milk water

.....

(C) Listen and circle:



Lesson 20

(A) Read and copy:

Can I sit here please?

.....

Yes you can.

.....

Thank you.

.....

Can I go out please?

.....

No I am sorry. You cannot.

.....

(B) Complete:

sit here – drink water – open the door

Can I please?

Yes

.....



Can I please?

No

.....



Teacher:

Lesson 21



(A) Copy:



Cats are small.



Camels are big.




(B) Match:

1 sheep

2 cow

3 dog

4 goat



(C) Complete:

Is it a cow?

Yes



Is it a dog?

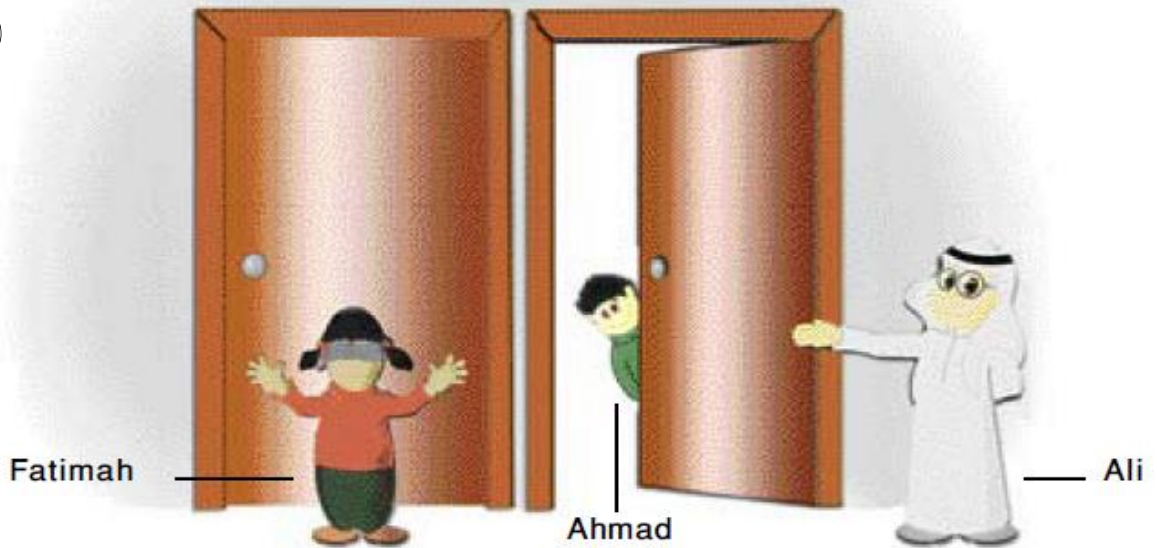

Yes

It



Lesson 22

(A) Choose and copy:



Where is Ali?

He is (on near) the door.

He is the door.

Where is Fatimah?

She is (in front of under) the door.

She is the door.

Where is Ahmad?

He is (behind in front of) the door.

He is the door.



Lesson 23



(A) Copy:

Breakfast

Lunch

Dinner

.....

.....

.....

(B) Choose:

1- (Dinner Breakfast) is in the morning.

2- (Lunch Dinner) is in the afternoon.

3- (Dinner Lunch) is at night.

(C) Match:

D dinner

B breakfast

L Lunch

soup

eggs

tea

meat

cheese

juice

B bread

rice

milk



Lesson 24

(A) Read and copy:



It is 8:00 o'clock in the morning.

It is 3:00 o'clock in the afternoon.

It is 5:30 o'clock in the evening.

It is 9:00 o'clock at the night.

(B) Match:

What time is it?

1-

2-



(C) Draw the time:



6:15



12:30



11:00



Lesson 25

(A) Copy:



bread



meat



soup



rice



cheese



tea



juice



coffee



milk



water

(B) Choose:

Can I (go there close the door) please?



Can I (open the door go out) please?



Can I (come in close the window) please?



Lesson 26

(A) Copy:



cow



camel



goat



sheep



cat



dog

(B) Choose your meals:

breakfast

lunch

dinner



(C) Answer:

What time is it?

1 -

2 -



Teacher: