شرح الوحدة السادسة Like It Was What من منهج 2 Goal Super



تم تحميل هذا الملف من موقع المناهج السعودية	
موقع المناهج ⇦ المناهج السعودية ⇦ الصف الثاني المتوسط ⇦ لغة انجليزية ⇦ الفصل الأول ⇦ ملفات متنوعة ⇦ الملف	
تاريخ إضافة الملف على موقع المناهج: 2026-11-26 11:28:16	
ملفات ا كتب للمعلم ا كتب للطالب ا اختبارات الكترونية ا اختبارات ا حلول ا عروض بوربوينت ا أوراق عمل منهج انجليزي ا ملخصات وتقارير ا مذكرات وبنوك ا الامتحان النهائي ا للمدرس	المزيد من مادة لغة انجليزية:
إعداد: Alghamdi Noureyah	

التواصل الاجتماعي بحسب الصف الثاني المتوسط					
صفحة المناهج السعودية على فيسبوك					
المواد على تلغرام	التربية الاسلامية	اللغة العربية	اللغة الانجليزية	الرياضيات	

المزيد من الملفات بحسب الصف الثاني المتوسط والمادة لغة انجليزية في الفصل الأول	
1	الدرس السادس الوحدة السادسة تدريب Writing
2	الدرس السادس الوحدة السادسة ورقة عمل Writing
3	الدرس السادس الوحدة السادسة فهم المقروء Writing
4	الدرس الخامس الوحدة السادسة تدريب Reading
5	الدرس الخامس الوحدة السادسة ورقة عمل Reading

تحميل تطبيق المناهج للهواتف الذكية	
تطبيق المناهج على Store App (آبل)	تطبيق المناهج على Play Google (أندرويد)

SUPER

GOAL 2

U6

ثاني متوسط

almanahj.com/sa
2026 2025
موقع المناهج السعودية

book contents

CONTENTS

SUPER GOAL 2



Term 1	Unit	1	Are You Here on Vacation?	2
	Unit	2	What Are They Making?	10
	Unit	3	Who's Who	18
	Unit	4	Favorite Pastimes	26
	Unit	5	Is There Any Ice Cream?	34
			EXPANSION Units 1–5	42
Term 2	Unit	6	What Was It Like?	50
	Unit	7	What Happened?	58
	Unit	8	What's Wrong?	66
	Unit	9	Let's Go Out	74
	Unit	10	It's a Bargain!	82
	Unit	11	There's No Comparison	90
			EXPANSION Units 6-11	98
Term 3	Unit	12	It's Going to Be Fun!	106
	Unit	13	What's the Weather Like?	114
	Unit	14	Could You Do Me a Favor?	122
	Unit	15	Today's News	130
	Unit	16	Have You Ever...?	138
			EXPANSION Units 12-16	146

Term 2	Unit	6	What Was It Like?	50
	Unit	7	What Happened?	58
	Unit	8	What's Wrong?	66
	Unit	9	Let's Go Out	74
	Unit	10	It's a Bargain!	82
	Unit	11	There's No Comparison	90
			EXPANSION Units 6-11	98

ثاني متوسط

almanahj.com/sa
2026 2025
موقع المناهج السعودية

6 What Was It Like?

Unit Goals

Vocabulary
Entertainment
Museum exhibits

Functions
Ask and answer about past activities
Describe past activities
Express an opinion

Grammar
Simple Past Tense: *Be*—information questions, *yes/no* questions, short answers
Simple Past Tense: Regular and Irregular Verbs—information questions, *yes/no* questions, short answers, irregular past forms
Intensifiers with Adjectives

Listening
Listen for specific information from radio reviews

Pronunciation
Past tense endings: /t/, /d/, and /ɪd/

Reading
Art of the Pen: Arabic Calligraphy

Writing
Write about an interesting museum, performance, or sports event that you attended

Project
Make a brochure about an event in your town

almanahj.com





ارجو الالتزام بعدم كتابة أي تعليقات غير لائقة بالأدب العام.
علماً بأنه أي محادثة نصية او كتابية مسجلة تحت اسمك ورقم هويتك



وعلية سيتم معاقبة من لم تلتزم بالذوق العام والسلوك الحسن خلال تواجدك في المنصة او الفصول الافتراضية.



وذلك برفع شكوى وبلاغ رسمي ضدك بما تم كتابته او قولة والتواصل مع ولي الأمر والمسؤولين لاتخاذ الاجراء اللازم مع المخالفة.



ونتمنى وضع صوره في ملفك التعريفي لائقة بالمنصة التعليمية

Virtual Classroom Rules

 Be on time.	 Act like you're at school.	 Sit in I spot during class.
 Keep yourself muted.	 Turn off your viaeo.	 Raise your hand to talk.
 Listen.	 No eating during class.	 HAVE FUN AND DO YOUR BEST!

© 2020 www.thekindergartenmorgasboard.com

almanahj.com/sa
2026 2025
موقع المناهج السعودية


Reminder!
في كل مكان
الله يراني
لأن الله بصير
الله IS
WATCHING YOU
Noureyah Alghamdi
الحاميها



نوريه الغامدي
العاميها
Noreyah Alghamdi


نوريه الغامدي
العاميها
Alghamdi
7) قذف المحصنات المؤمنات الغافلات
THE DANGERS OF
BACKBITING &
SLANDERING





To put a feeling, idea, or principle gradually into someone's mind, so that it has a strong influence on the way that person thinks or behaves.

almanahj.com/sa
2026 2025
موقع المناهج السعودية

Page 157

الرجاء اختيار ٤ أعمدة من الكلمات
وكتابة ٤ كلمات من كل ٤ أعمدة
في كل وحدة دراسية



6 What Was It Like?

VOCABULARY

Nouns

admission
artist
astronaut
calligraphy
collection
dinosaur
discount
exhibit
experience
gallery
guide
heritage
history
message
museum
navigator
planetarium
safari
sight
space shuttle
technology
ticket

Nouns—Kinds of technology

aeronautics
astronomy
electricity
navigation
robotics
transportation

U6

Verbs

admire
call
discover
explore
invite
journey
miss (something)
prefer
shake (hands)
turn off
win

Adjectives

amazing
awesome
closed
contemporary
daily
delicious
fantastic
free
natural
original
temporary
vintage

EXPRESSIONS

Expressions for asking for an opinion

How was it?
What was it like?

Expression of regret

I'm so sorry (I missed it).

Real Talk

out of this world
That's too bad.
You did?

almanahj.com/sa
موقع المناهج السعودية
2026 2025

6 What Was It Like?

11 Form, Meaning and Function

SG U6
Page 57

العاميها







Today: Tuesday

Date:

18 -5 -1444 H

December 13th \ 2022







everyone,
How is everything going?

6 What Was It Like?



Learning Objectives

11 Form, Meaning and Function

SG U6
Page 57

العاميها

- Find intensifiers in a sentence
- Use Intensifiers
- Choose intensifier for a sentence

almanahj.com/sa
2026 2025
موقع المناهج السعودية

11 Form, Meaning and Function

SG U6
Page 57

Intensifiers

We use adverbs like *very, quite, really, pretty*, and *extremely* to make adjectives stronger. These adverbs are normally placed before the adjective.

It's a **very** interesting exhibit.
It's a **really** interesting exhibit.
It's **quite** *an* interesting exhibit.

Everyone was **pretty** excited.
Everyone was **extremely** excited.
Everyone was **quite** excited.

Note: When there is a singular noun, *quite* goes before the article.

Intensifiers with Strong Adjectives

Strong adjectives are words like:

enormous; huge = very big
brilliant = very clever
excellent; wonderful; great = very good
fantastic; amazing; awesome = very good

tiny = very small
certain = very sure
awful; terrible = very bad
delicious = very tasty

We do not use *very* with strong adjectives. We can use adverbs like *absolutely, completely, totally, really, pretty*, and *quite*.

The cake is very tasty.
Are you really sure?

The cake is **absolutely** *delicious*.
Are you **totally/quite** *certain*?



Intensifiers

SG U6
Page 57

العاميها

adverbs --- show emphasis **to make adjectives stronger**

very – quite – really – pretty and extremely



almanahj.com/sa
موقع المناهج السعودية
2026 2025

11 Form, Meaning and Function

SG U6
Page 57

العاميها

Intensifiers are adverbs that emphasize adjectives (and other adverbs).
Read aloud the examples.
Read the following sentence starters on the board and complete with quite

1.It was quite_____. (a difficult test)
2.It was_____. (quite an interesting lesson)
3.He is _____. (quite a tall boy)
The test was quite difficult.
The lesson was quite interesting.
That boy is quite tall.

Intensifiers

We use adverbs like *very, quite, really, pretty*, and *extremely* to make adjectives stronger. These adverbs are normally placed before the adjective.

It's a **very** interesting exhibit.
It's a **really** interesting exhibit.
It's **quite** *an* interesting exhibit.

Everyone was **pretty** excited.
Everyone was **extremely** excited.
Everyone was **quite** excited.

Note: When there is a singular noun, *quite* goes before the article.

almanahj.com/sa
2026 2025
موقع المناهج السعودية

11 Form, Meaning and Function

SG U6
Page 57

العاميها

The strong adjectives are adjectives that already have the idea of "very."
For this reason, very is not used to modify strong adjectives.
For example, it is incorrect to say very fantastic.
But really fantastic and absolutely fantastic are correct.

☺ Similarly, intensifiers such as completely, absolutely, or totally are not used to modify base (or weak) adjectives.
For example, it is incorrect to say absolutely nice.
But very nice and really nice are correct.
☺ practice intensifiers with base and strong adjectives, write the following sentences on the board and have students complete them with a suitable adverb.

Read the following sentences on the board and complete them with a suitable adverb.

Intensifiers with Strong Adjectives

Strong adjectives are words like:

enormous; huge = very big	tiny = very small
brilliant = very clever	certain = very sure
excellent; wonderful; great = very good	awful; terrible = very bad
fantastic; amazing; awesome = very good	delicious = very tasty

We do not use *very* with strong adjectives. We can use adverbs like *absolutely, completely, totally, really, pretty*, and *quite*.

The cake is very tasty.	The cake is **absolutely** *delicious*.
Are you really sure?	Are you **totally/quite** *certain*?



He is _____ certain that he's going to pass.
The math test was _____ difficult.
The waiters are _____ polite.
The experience was _____ amazing!

11 Form, Meaning and Function

SG U6
Page 57

العاميها

Intensifiers with Strong Adjectives

Strong adjectives are words like:

enormous; huge = very big
brilliant = very clever
excellent; wonderful; great = very good
fantastic; amazing; awesome = very good

tiny = very small
certain = very sure
awful; terrible = very bad
delicious = very tasty

We do not use *very* with strong adjectives. We can use adverbs like *absolutely, completely, totally, really, pretty*, and *quite*.

The cake is very tasty.
Are you really sure?

The cake is **absolutely** *delicious*.
Are you **totally/quite** *certain*



11 Form, Meaning and Function

SG U6
Page 57

العاميها

Intensifiers with Strong Adjectives

Language Builder

Explain that *quite* is often used differently with base (or weak) and strong adjectives. With base adjectives, *quite* gives moderate emphasis. With strong adjectives, *quite* gives strong emphasis. Compare, for example:

It was quite funny. (quite + base adj. = slightly)

It was quite hilarious. (quite + strong adj. = absolutely)

Language Builder

The adverbs *awfully* and *terribly* are used as both adverbs of manner and as intensifiers. For example, as an adverb of manner, *terribly* means "in a terrible way" and comes after the verb. However, as an intensifier *terribly* means "very" and goes before the adjective. Compare:

He performed terribly on the test. (in a terrible way)

I'm terribly sorry. (very)

almanahj.com/sa
2026 2025
موقع المناهج السعودية

11 Form, Meaning and Function

SG U6
Page 57

العاميها

Complete the activity individually.
☺ for some answers both words are possible.

A. Circle the correct word(s). In some cases, both words are correct.

The new pizzeria is (**1.** extremely / completely) popular. It's a (**2.** really / very) great place to spend the evening with friends. The decoration is (**3.** pretty / completely) awesome. The walls and the floor are (**4.** totally / quite) red, and the lights make it look like you're inside a volcano. The waiters are (**5.** absolutely / extremely) friendly, and the service is (**6.** very / quite) fast. There's a (**7.** quite / really) huge selection of pizzas on the menu, and the prices are (**8.** very / quite) reasonable. The Red Hot special is (**9.** absolutely / totally) delicious. So, invite your friends. It's (**10.** absolutely / very) fantastic!

almanahj.com/sa
2026 2025
موقع المناهج السعودية

11 Form, Meaning and Function

SG U6
Page 57

العاميها

other possible adjectives for good.
For example: interesting, fantastic, awesome, great, wonderful.
Then the other intensifiers to go with the adjectives.
Write the new sentences on the board.
☺ Work individually to complete the sentences.
☺ Take turns reading your sentences to a partner.

Answers will vary. Sample answers:

B. Rewrite the sentences with different intensifiers and adjectives.

1. The exhibit was very good. We had a really good time.
   The exhibit was extremely interesting. We had a totally awesome time.
2. The exhibit was very bad. We had a very bad time.
   The exhibit was quite boring. We had a completely terrible time.
3. The food was very bad, and the service was very bad.
   The food was absolutely awful, and the service was quite slow.
4. The pizza was very good, and the service was very good.
   The pizza was really delicious, and the service was extremely friendly.
5. That's a very good idea. It's very clever.
   That's a really great idea. It's absolutely brilliant.

almanahj.com/sa

LIVEWORKSHEETS

10/10



very happy



so sad



absolutely amazing



really expensive



totally useless



too hard

https://www.liveworksheets.com/fz1707010lb

almanahj.com/sa
2026 2025

LIVEWORKSHEETS

بعد حل ورقة العمل
يتم ارسال صورة لذلك
في قسم الإثراءات
على المنصة

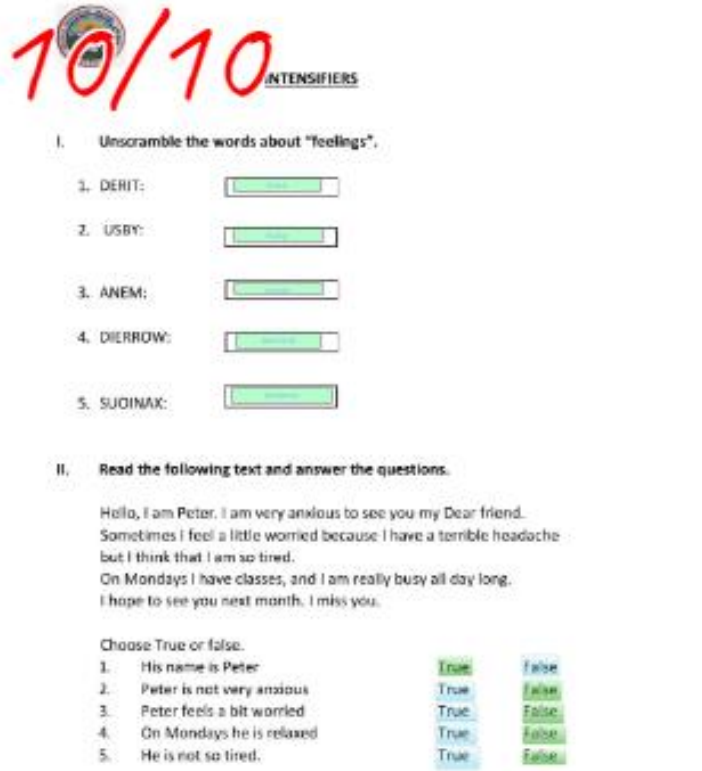
10/10 INTENSIFIERS

I. Unscramble the words about "feelings".

1. DERIT:
2. USBY:
3. ANEM:
4. DIERROW:
5. SUOINAX:

II. Read the following text and answer the questions.

Hello, I am Peter. I am very anxious to see you my Dear friend.
Sometimes I feel a little worried because I have a terrible headache but I think that I am so tired.
On Mondays I have classes, and I am really busy all day long.
I hope to see you next month. I miss you.

Choose True or false.

1.	His name is Peter	True	False
2.	Peter is not very anxious	True	False
3.	Peter feels a bit worried	True	False
4.	On Mondays he is relaxed	True	False
5.	He is not so tired.	True	False

https://www.liveworksheets.com/ko1921689ys

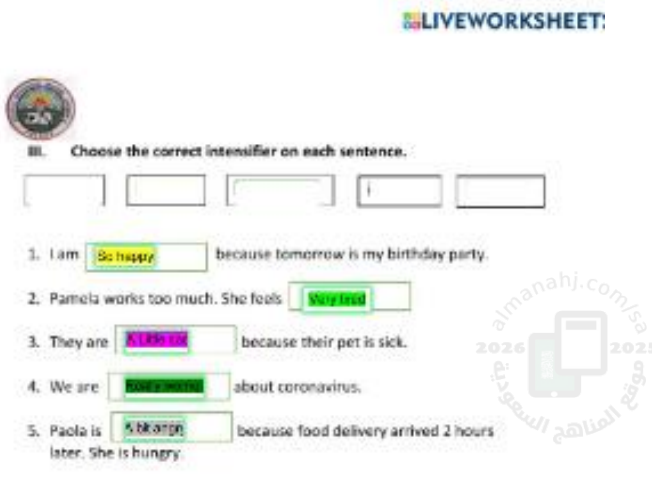
LIVEWORKSHEETS

III. Choose the correct intensifier on each sentence.

1. I am [So happy] because tomorrow is my birthday party.
2. Pamela works too much. She feels [Very tired]
3. They are [A little bit] because their pet is sick.
4. We are [Really worried] about coronavirus.
5. Paola is [A bit] because food delivery arrived 2 hours later. She is hungry.

almanahj.com/sa
2026 2025
موقع المناهج السعودية

LIVEWORKSHEETS

10/10

INTENSIFIERS

I. **Unscramble the words about "feelings".**

1. DERIT: tired
2. USBY: busy
3. ANEM: mean
4. DIERROW: worried
5. SUOINAX: anxious

almanahj.com/sa 2026 2025 موقع المناهج السعودية

III. Choose the correct intensifier on each sentence.

1. I am So happy because tomorrow is my birthday party.
2. Pamela works too much. She feels Very tired
3. They are A Little sad because their pet is sick.
4. We are Really worried about coronavirus.
5. Paola is A bit angry because food delivery arrived 2 hours later. She is hungry.

LIVEWORKSHEETS

II. Read the following text and answer the questions.

Hello, I am Peter. I am very anxious to see you my Dear friend.
Sometimes I feel a little worried because I have a terrible headache but I think that I am so tired.
On Mondays I have classes, and I am really busy all day long.
I hope to see you next month. I miss you.

Choose True or false.

1. His name is Peter — True / False
2. Peter is not very anxious — True / False
3. Peter feels a bit worried — True / False
4. On Mondays he is relaxed — True / False
5. He is not so tired. — True / False

6 What Was It Like?

بعد حل ورقة العمل
يتم ارسال صورة لذلك
في قسم الإثراءات
على المنصة



LIVEWORKSHEETS

Do the live Worksheet Exercise

then upload the photo of the completed activity.

live worksheet\

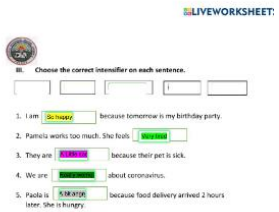



يكتفى بصورة واحدة لتمرين واحد فقط



6 What Was It Like?

almanahj.com/sa
2026 2025
موقع المناهج السعودية





مدرستي Madrasati Platform

Writing + Form, Meaning and Function

هو واجب درس الكتابة ✓

لان الدرسان مدمجان كالدرس

واجب المنصة

للتذكير

almanahj.com/sa
2026 2025
موقع المناهج السعودية

أتمنى الاهتمام بمتابعة الدروس
في قنوات عين الرسمية من
وزارة التعليم





T.Noureyah Alghamdi

The end