

تم تحميل هذا الملف من موقع المناهج السعودية



## شرح الدرس السادس من الوحدة الثامنة

موقع المناهج ← المناهج السعودية ← الصف الثالث المتوسط ← لغة انجليزية ← الفصل الثاني ← ملفات متنوعة ← الملف

تاريخ إضافة الملف على موقع المناهج: 11:07:29 2025-01-14

ملفات اكتب للمعلم اكتب للطالب الاختبارات الكترونية الاختبارات ا حلول اعروض بوربوينت أوراق عمل منهج انجليزي ملخصات وتقارير ا مذكرات وبنوك الامتحان النهائي للمدرس

المزيد من مادة  
لغة انجليزية:

## التواصل الاجتماعي بحسب الصف الثالث المتوسط



صفحة المناهج  
السعودية على  
فيسبوك

الرياضيات

اللغة الانجليزية

اللغة العربية

التربية الاسلامية

المواد على تلغرام

## المزيد من الملفات بحسب الصف الثالث المتوسط والمادة لغة انجليزية في الفصل الثاني

شرح الدرس الخامس من الوحدة الثامنة	1
شرح الدرس الرابع من الوحدة الثامنة	2
شرح الدرس الثالث من الوحدة الثامنة	3
شرح الدرس الثاني من الوحدة الثامنة	4
عرض بوربوينت من الوحدة الخامسة وحتى الوحدة الثامنة	5



وزارة التعليم  
Ministry of Education  
2022 - 1444

**SUPER**

**GOAL 3**

**U8**

# Contents

مؤسسة التعليم  
Ministry of Education  
2022 - 1444

## SUPER GOAL 3

Term 2	Unit 5	Since When?	48
	Unit 6	Do You Know Where It Is?	58
	Unit 7	It's a Good Deal, Isn't It?	68
	Unit 8	Drive Slowly!	78
	EXPANSION Units 5-8		88

### Scope and Sequence

iv

Term 1	Unit 1	Lifestyles	2
	Unit 2	Life Stories	12
	Unit 3	When Are You Traveling?	22
	Unit 4	What Do I Need to Buy?	32
EXPANSION Units 1-4		42	
Term 2	Unit 5	Since When?	48
	Unit 6	Do You Know Where It Is?	58
	Unit 7	It's a Good Deal, Isn't It?	68
	Unit 8	Drive Slowly!	78
EXPANSION Units 5-8		88	
Term 3	Unit 9	All Kinds of People	94
	Unit 10	Who Used My Toothpaste?	104
	Unit 11	Making Choices	114
	Unit 12	Culture Shock	124
EXPANSION Units 9-12		134	
Vocabulary		146	
Writing Checklists		154	
Irregular Verbs		162	
Audio Track List		163	



الثالث متوسط

# ENGLISH

# TIME

for you

2025

2024



Reading



Writing



Listening



Speaking



## Covid 19

😊 Avoid gathering !

😊 We must wear a mask before going out.

😊 Social distancing is not a choice, it is a must!

😊 Keep a distance of 2 meters to avoid accountability

😊 wash hands constantly.








ارجو الالتزام بعدم كتابة أي تعليقات غير لائقة بالأدب العام.  
علماً بأنه أي محادثة نصية او كتابية مسجلة تحت اسمك ورقم  
هويتك



وعليه سيتم معاقبة من لم تلتزم بالذوق العام والسلوك الحسن  
خلال تواجدك في المنصة او الفصول الافتراضية.



وذلك برفع شكوى وبلاغ رسمي ضدك بما تم كتابته او قولة  
والتواصل مع ولي الأمر والمسؤولين لاتخاذ الاجراء اللازم مع  
المخالفة.



ونتمنى وضع صورته في ملفك التعريفي لائقة بالمنصة  
التعليمية

# Virtual Classroom Rules



**Be on time.**



**Act like you're at school.**



**Sit in I spot during class.**



**Keep yourself muted.**



**Turn off your video.**



**Raise your hand to talk.**



**Listen.**



**No eating during class.**



**HAVE FUN AND DO YOUR BEST!**



**I AM**  
**WISE**  
**BECAUSE**  
**I LEARN FROM**  
**MY MISTAKES**



# 8 Drive Slowly!

## Unit Goals

- 🎯 **Vocabulary**
  - Parts of a car
  - Expressions related to driving
  - International traffic signs
- 🎯 **Listening**
  - Listen for specific information in a conversation about driving
- 🎯 **Pronunciation**
  - Vowel sound /ə/ in *should* and *must*
- 🎯 **Reading**
  - Is Right, Right?
- 🎯 **Writing**
  - Write an essay about why the driving age should be raised
- 🎯 **Project**
  - Make a poster with a list of driving tips and safety rules
- 🎯 **Functions**
  - Talk about cars, driving, and traffic signs
  - Give advice
  - Express obligation
  - Say how people do things
- 🎯 **Grammar**
  - Modal Auxiliaries:
    - Must/Mustn't/Must Not*
    - and Should/Shouldn't*
  - Adverbs of Manner
  - Can/Could/Will/Would*
  - Report Commands and Requests

الرجاء اختيار ٤ أعمدة من الكلمات  
وكتابة ٤ كلمات من كل ٤ أعمدة  
في كل وحدة دراسية



## VOCABULARY

### Nouns

automatic transmission  
brake pedal  
bumper  
dashboard  
exterior  
gas pedal  
gas tank  
glove compartment  
GPS

headlight  
highway  
hood  
ignition  
interior  
pedestrian  
rearview mirror  
road sign  
seat belt

signal light  
speed limit  
steering wheel  
ticket  
trunk  
windshield  
windshield wipers

obey  
pass  
speed  
watch out

### Adverbs

carefully  
slowly  
well

## EXPRESSIONS

### Idioms

in a hurry  
run into traffic

### Real Talk

Hey  
I'm doing 60.  
You can't be serious!

# U8

it's time

TO LEARN

ENGLISH



Alhamiya Support for  
teachers and students  
Educational link,  
Free of charge

ساند الحاميه للمعلمين والمعلمات  
للطلاب والطالبات  
وقف خيرى تعليمي بلا مقابل  
لوالدي رحمه الله والحاميه  
ولوالدي الغالية أطل الله في عمرها  
اختكم المعلمة :  
نوريه صالح الغامدي

VISION	رؤية
<b>GOAL 1</b>	<b>2030</b>
1. Skill Mastery	1. Skill Mastery
2. Work Ethic	2. Work Ethic
3. Work Ethic	3. Work Ethic
4. Work Ethic	4. Work Ethic
5. Work Ethic	5. Work Ethic
6. Work Ethic	6. Work Ethic
7. Work Ethic	7. Work Ethic
8. Work Ethic	8. Work Ethic
9. Work Ethic	9. Work Ethic
10. Work Ethic	10. Work Ethic
11. Work Ethic	11. Work Ethic
12. Work Ethic	12. Work Ethic
13. Work Ethic	13. Work Ethic
14. Work Ethic	14. Work Ethic
15. Work Ethic	15. Work Ethic
16. Work Ethic	16. Work Ethic
17. Work Ethic	17. Work Ethic
18. Work Ethic	18. Work Ethic
19. Work Ethic	19. Work Ethic
20. Work Ethic	20. Work Ethic

الأول متوسط

VISION	رؤية
<b>GOAL 2</b>	<b>2030</b>
1. Skill Mastery	1. Skill Mastery
2. Work Ethic	2. Work Ethic
3. Work Ethic	3. Work Ethic
4. Work Ethic	4. Work Ethic
5. Work Ethic	5. Work Ethic
6. Work Ethic	6. Work Ethic
7. Work Ethic	7. Work Ethic
8. Work Ethic	8. Work Ethic
9. Work Ethic	9. Work Ethic
10. Work Ethic	10. Work Ethic
11. Work Ethic	11. Work Ethic
12. Work Ethic	12. Work Ethic
13. Work Ethic	13. Work Ethic
14. Work Ethic	14. Work Ethic
15. Work Ethic	15. Work Ethic
16. Work Ethic	16. Work Ethic
17. Work Ethic	17. Work Ethic
18. Work Ethic	18. Work Ethic
19. Work Ethic	19. Work Ethic
20. Work Ethic	20. Work Ethic

الثاني متوسط

VISION	رؤية
<b>GOAL 3</b>	<b>2030</b>
1. Skill Mastery	1. Skill Mastery
2. Work Ethic	2. Work Ethic
3. Work Ethic	3. Work Ethic
4. Work Ethic	4. Work Ethic
5. Work Ethic	5. Work Ethic
6. Work Ethic	6. Work Ethic
7. Work Ethic	7. Work Ethic
8. Work Ethic	8. Work Ethic
9. Work Ethic	9. Work Ethic
10. Work Ethic	10. Work Ethic
11. Work Ethic	11. Work Ethic
12. Work Ethic	12. Work Ethic
13. Work Ethic	13. Work Ethic
14. Work Ethic	14. Work Ethic
15. Work Ethic	15. Work Ethic
16. Work Ethic	16. Work Ethic
17. Work Ethic	17. Work Ethic
18. Work Ethic	18. Work Ethic
19. Work Ethic	19. Work Ethic
20. Work Ethic	20. Work Ethic

الثالث متوسط

رؤية  
2030  
وزارة التعليم



لا أحفل من ينسب أعمالي لنفسه أو ينشرها بأسمه

لا أحفل من ينسب جهدي وتعبني ووقتي ووقت ابنائي الصغار  
في تحضير البوربوينت وشرائحه واوراق العمل وتمازين المراجعة  
والخطط العلاجية وغيرها لنفسه  
هي للنفع العام في التعليم والتدريس وتبسيط المادة للطلاب والطالبات  
والمعلمين والمعلمات في مجال التدريس وليس للبيع

وقف خيرى لوالدي رحمه الله والحاميه

اختكم نوريه صالح الحاميه الغامدي



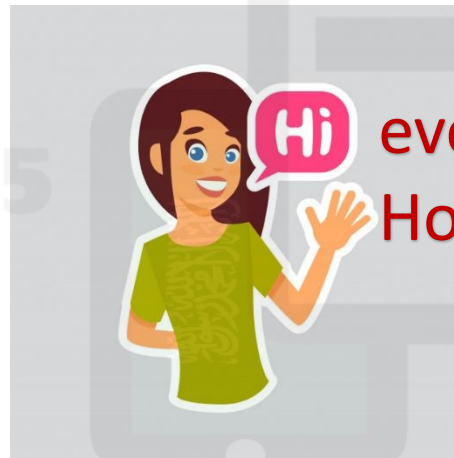
# 8 Drive Slowly!



Today: Sunday

Date:  
5 -7-1443 H

February 6<sup>th</sup> \ 2022



Hi everyone,  
How is everything going?

2025 موقع المناهج السعودية 2024



# 8 Drive Slowly!

11 Writing

SG3 U8  
Page 86



## Learning Objectives



Read about getting a driver's license in Canada.



Fill in missing words



Use phrases to express cause and result



Complete the chart with notes



Write about why the driving age in some countries should be raised to 18 or older.



## Warm Up

SG3 U8  
Page 86



What do you know about the driving age in your country and other countries?

18 years old.



Do you think this is a good age and why?

Yes, it is.  
18-year-olds are more likely to make smart decisions without giving in to peer pressure than 16-year-olds.

the driving age in your country and other countries?



Only 61% of high school students wear seat belts when riding with someone else.



Teens are more likely than older drivers to speed.



About 93% of teen drivers play loud, distracting music when behind the wheel.

# Debate on raising the driving age to 18 years.



Imagine yourself as a 16 years old. You've just got your driver's license and are going to go with your friends to celebrate. your attention isn't on the road, and you crash into another vehicle. Two of your friends die on scene, and your other friend is seriously injured

Sixteen years old drivers are three times more likely to crash than seventeen years old.

Raising the driving age to eighteen would make it so that there would be more time to teach teens how to drive.

Changing the driving age to eighteen is a good idea because fewer deaths and accidents would result.

One final reason to raise the driving age is because sixteen and seventeen years old have little experience driving. It's been proven over and over that the longer you learn and practice something, the better you'll be.

## For and Against

Where do you stand?



raising the driving age can reduce number of accident

less injuries

fewer cars would be on the road.

Less air pollution and lower levels of noise pollution



If the teens can't drive themselves, the responsibility for transportation often falls to their parents.

The best way to learn how to do something is to do it. The argument here is that the higher crash rates for 16- and 17-year-olds may just be because they are new to driving and lack experience. Delaying the start of driving may just delay that learning and shift the crash rates more toward the 18- and 19-year-olds.

Driving skills may not improve too much if teens are only little bit older.

Raising driving age can make family life more difficult.

People learn better at an early age.

Increasing driving age may take away freedom from young people.

Modern technology may help to protect young drivers.



رابط الدرس الرقمي  
www.iien.edu.sa

VOLUNTEER



read aloud paragraphs

Read the title *Is Right, Right?*  
The first *right* refers to  
direction;

the second *right* means  
*correct*.

The title asks if driving on the  
right is better or worse than  
driving on the left.



The writer answers the question  
in the title.  
(It doesn't matter.  
Just drive carefully.)

SG3 U8  
Page 86

# Is Right, Right?



Why must you drive on the right side of the road in some countries and on the left side of the road in other countries? Investigate the question, and you find a lot of confusion on right versus left. About a quarter of the world drives on the left, and most of those countries used to be British colonies. In England people drive on the left, but on escalators they stand on the right, so that people who are in a hurry can go up on the left. In Japan, they drive on the left, too, but people usually stand on the left on escalators.

There are different explanations for the use of right versus left. Some people believe that it is a natural tendency to walk or drive on the right. This is because most people are right-handed.

We can look back in history for reasons people move on the right or left of the road. Some people say that in Europe hundreds of years ago, people rode their horses on the left. This way, their sword was between them and anyone who was coming toward them in the opposite direction. They were ready to pull out their sword and fight to defend themselves with their right arm. There is also evidence that ancient Greek, Egyptian, and Roman troops used to march on the left side. And in Rome, they made it a law in the 1300s. So when and why did the right side become popular?

One idea is that in the 1700s, people in France and in the United States started to use

wagons with several pairs of horses and to drive on the right side of the road. It was easier for the drivers to sit on the left and control the horses with a whip in the right hand, and it was safer if other vehicles passed on the left so the drivers could see the distance between vehicles. Some people say that in England, people always drove on the left, and in France, people always drove on the right.

In any case, Napoleon, a ruler of France, ordered people to drive on the right side in the early 1800s. France conquered many countries at that time, and so these countries drove on the right. But France didn't conquer England, so England kept its custom of driving on the left.

In the twentieth century, there was a trend to the right. Many cars were made in the United States, and they were made for driving on the right side of the road. As recently as 1967, Sweden changed its laws. Now people in Sweden must drive on the right.

So right or left? Just follow the customs of the country where you are—and be sure to drive carefully on that side!

# 11 Writing

- A. What is the legal driving age in your country? In other countries? Read about getting a driver's license in Canada. In groups, discuss whether you think this is a good system.

رابط الدرس الرقمي



www.ien.edu.sa

18 for cars 17 for temporary Permits

SG3 U8  
Page 86

In most provinces of Canada, the legal age to start driving an automobile is 16. However, new drivers must successfully complete several stages before they get a full license.



New drivers must first pass a written exam to ensure that they understand the rules of the road. Then they are issued a Learner's License. They are able to drive only under the supervision of an adult for one year, and they must place an **L** sign on the back of the car.



When young drivers are ready, they must pass a road test with an examiner. Then they are issued a Novice License. They are able to drive on their own or with one passenger in the car, and they must display an **N** sign on the back of the car. After two years of safe driving as a novice, they must pass another road test to get a full license.



# 11 Writing

Focus your attention on the words in the box.  
☺look up the words they don't know in a dictionary.



SG3 U8  
Page 86

B. Complete the sentences with words from the box. Find the meaning of any new words.

reflexes immature responsible accident distracted impulses rage attention

1. Due to the fact that many adolescents are unable to control their emotions and **impulses**, they are prone to road **rage**.
2. Teenagers are easily **distracted** by their cell phone or by other people in the car. As a result, they don't pay careful **attention** to the road.
3. Teenagers are still mentally young and **immature**. For this reason, they are not **responsible** drivers.
4. Since adolescents don't have much experience behind the wheel, they don't have the **reflexes** to react quickly. Consequently, they are more likely to cause an **accident** than an experienced driver.



Review the phrases that express cause or reason.

- ☺ because, since, and as are synonyms. They are subordinate conjunctions which join a subordinate (dependent) clause to a main (independent) clause.
- ☺ A subordinate clause depends on the main clause and cannot exist alone.

Example:

- ☺ Since they are immature, most teenagers are not responsible drivers.
- ☺ As they are easily distracted, teenagers don't pay attention to the road.
- ☺ He caused the accident because he didn't stop at the intersection

## Writing Corner


1. Use phrases to express cause/reason: *because (of), since, as, and due to*.
2. Use phrases to express result: *for this reason, as a result, and consequently*.

- ☺ **due to** and **because of** also express cause and reason.
- ☺ **Due to** usually follows a noun and a form of the verb be. **Because of** follows other verbs and adjectives.
- ☺ Choose due to or because of.

Read these sentences and complete them with **due to** or **because of**.

The accident was \_\_\_\_\_ icy road conditions. 

The car crashed \_\_\_\_\_ icy road conditions. 

He failed \_\_\_\_\_ his poor study habits. 

His failure was \_\_\_\_\_ poor study habits. ()

Review the phrases that express result or effect.

☺ they come at the front of a sentence and are followed by a comma.

For example:

Most teenagers are immature. For this reason, they are not responsible drivers.

Teenagers are easily distracted. Consequently, they don't pay attention to the road.

He didn't stop at the intersection. As a result, he caused the accident.

The roads were icy. For this reason, the car crashed.

He has poor study habits. As a result, he failed.

## Writing Corner


1. Use phrases to express cause/reason: *because (of)*, *since*, *as*, and *due to*.
2. Use phrases to express result: *for this reason*, *as a result*, and *consequently*.

2025

2024

موقع المناهج السعودية






CAGLECARTOONS.COM

الجامعيها

Write an essay about why the driving age should be over 16.  
Write notes about the reasons and results in the chart.

C. Complete the chart with notes about why the legal driving age should be over 16.

Reasons	Results
Most teens are immature	They are not responsible drivers
Teens are easily distracted	They don't pay attention to the road
Many adolescents are unable to control their emotions	They are prone to road rage
Adolescents don't have much experience	Don't have the reflexes to react quickly







العامية

## Driving Age

- D. Write an essay to argue why the driving age in some countries should be raised to 18 or older. Use your notes from the chart and ideas from this unit.

What is the legal driving age in your country?  
What is the main cause of road accidents?  
Who are more likely to engage in road rage?  
Why are teenagers not responsible drivers?



## Why the Driving Age Should Be Raised

There is an argument that the legal driving age which is 16 years old in some countries, is too low and this causes an unacceptably high level of traffic accidents. Raising the driving age, would ensure young drivers are more experienced and less prone to road rage, which can put other road users at risk. Most teenagers are immature. For this reason, they are not responsible drivers.



# HOMWORK

SCHOOL PLATFORM



# HOMWORK



## Platform

نوع السؤال: إختيار من متعدد

:Adolescents' refers to'

child

adult

teenager

واجب المنصة

● للتذكير

8 Drive Slowly!

# Workbook

بعد حل الواجب  
يتم ارسال صورة لذلك  
في قسم الأنشطة  
على المنصة

Page 220 \ I and J



يكتفى بصورة واحدة لتمرين واحد فقط 😊

## activity



8 Drive Slowly!

homework



# Homework



Assign page  
**220** for  
writing  
practice  
Ex **I** and **J**

Workbook



8 Drive Slowly!





I Complete the charts. Use your own ideas.

### Things a Good Driving Instructor Should/Shouldn't Do

*should be patient*


should be calm

shouldn't talk on the phone

### Things a Good Driving Instructor Must/Must Not Do

must know the traffic laws

mustn't break the law



Now write a paragraph that describes a good driving instructor.

*What Makes a Good Driving Instructor?*

A driving instructor is an important job. A good driving instructor should be calm and should be patient with the driving student. Also, a good driving instructor shouldn't talk on a cell phone in the car. That is not a good example for the student. A good driving instructor must know the driving laws and mustn't break those laws.



Alhamiya Support for  
teachers and students  
Educational link,  
Free of charge

ساند الحاميه للمعلمين والمعلمات  
للطلاب والطالبات

وقف خيرى تعليمي بلا مقابل  
لوالدي رحمه الله والحاميه

ولوالدي الغالية أطل الله في عمرها  
اختكم المعلمة :

نوريه صالح الغامدي

الهدف	المحتوى
1. التعرف على	1. التعرف على
2. التعرف على	2. التعرف على
3. التعرف على	3. التعرف على
4. التعرف على	4. التعرف على
5. التعرف على	5. التعرف على
6. التعرف على	6. التعرف على
7. التعرف على	7. التعرف على
8. التعرف على	8. التعرف على
9. التعرف على	9. التعرف على
10. التعرف على	10. التعرف على

الهدف	المحتوى
1. التعرف على	1. التعرف على
2. التعرف على	2. التعرف على
3. التعرف على	3. التعرف على
4. التعرف على	4. التعرف على
5. التعرف على	5. التعرف على
6. التعرف على	6. التعرف على
7. التعرف على	7. التعرف على
8. التعرف على	8. التعرف على
9. التعرف على	9. التعرف على
10. التعرف على	10. التعرف على

الهدف	المحتوى
1. التعرف على	1. التعرف على
2. التعرف على	2. التعرف على
3. التعرف على	3. التعرف على
4. التعرف على	4. التعرف على
5. التعرف على	5. التعرف على
6. التعرف على	6. التعرف على
7. التعرف على	7. التعرف على
8. التعرف على	8. التعرف على
9. التعرف على	9. التعرف على
10. التعرف على	10. التعرف على

رؤية  
2030  
وزارة التعليم



لا أحفل من ينسب أعمالي لنفسه أو ينشرها بأسمه

لا أحفل من ينسب جهدي وتعبني ووقتي ووقت ابنائي الصغار  
في تحضير البوربوينت وشرائحه واوراق العمل وتسايرين المراجعة  
والخطط العلاجية وغيرها لنفسه  
هي للنفع العام في التعليم والتدريس وتبسيط المادة للطلاب والطالبات  
والمعلمين والمعلمات في مجال التدريس وليس للبيع

وقف خيرى لوالدي رحمه الله والحاميه

اختكم نوريه صالح الحاميه الغامدي



أتمنى الاهتمام بمتابعة الدروس  
في قنوات **عين** الرسمية من  
وزارة التعليم



T.Noureyah Alghamdi

The end







## Culture Note

The minimum driving age in most countries worldwide is 18. In Canada, the United States, El Salvador, Puerto Rico, Mexico, Norway, Sweden, Iceland, Estonia, France, Australia, and New Zealand the minimum driving age ranges from 14 to 16 years. The majority of these countries, however, require parental supervision prior to 18 years of age. Gibraltar has the highest minimum driving age at 19 years.

# Irregular Verbs

Base Form	Simple Past
be	was/were
become	became
buy	bought
come	came
cut	cut
do	did
draw	drew
drink	drank
drive	drove
eat	ate
fight	fought
find	found
get (up)	got (up)
give	gave
go	went
hang	hung
have	had
hear	heard
know	knew
leave	left
lend	lent
make	made

mean	meant
meet	met
read	read
ride	rode
run	ran
say	said
see	saw
sell	sold
send	sent
sing	sang
sit	sat
sleep	slept
speak	spoke
spend	spent
sweep	swept
swim	swam
take	took
teach	taught
think	thought
understand	understood
wake (up)	woke (up)
wear	wore
write	wrote

# Irregular Verbs

Base Form	Simple Past	Past Participle
be	was / were	been
become	became	become
blow	blew	blown
buy	bought	bought
come	came	come
cut	cut	cut
do	did	done
drink	drank	drunk
drive	drove	driven
eat	ate	eaten
fall	fell	fallen
feed	fed	fed
fight	fought	fought
find	found	found
fly	flew	flown
get	got	gotten
give	gave	given
go	went	gone
hang	hung	hung
have	had	had
hear	heard	heard
hold	held	held
hurt	hurt	hurt
know	knew	known
leave	left	left
lend	lent	lent
lose	lost	lost
make	made	made
mean	meant	meant
meet	met	met
pay	paid	paid

put	put	put
read	read	read
ride	rode	ridden
run	ran	run
say	said	said
see	saw	seen
sell	sold	sold
send	sent	sent
sing	sang	sung
sit	sat	sat
sleep	slept	slept
speak	spoke	spoken
spend	spent	spent
steal	stole	stolen
swim	swam	swum
take	took	taken
teach	taught	taught
think	thought	thought
throw	threw	thrown
wake (up)	woke (up)	woken (up)
wear	wore	worn
win	won	won
write	wrote	written

# Guided Writing Summary (fiction)

The story \_\_\_\_\_ written by \_\_\_\_\_

is about \_\_\_\_\_ in \_\_\_\_\_.

First, \_\_\_\_\_ Next, \_\_\_\_\_

Then, \_\_\_\_\_ Finally, \_\_\_\_\_

The problem was \_\_\_\_\_ The solution was \_\_\_\_\_






\* Bonus... The message/lesson I learned from the story is \_\_\_\_\_

\* Summaries do not include your opinion.

\* This is just a model. Add additional compositional risks to make your summary SPARKLE & SHINE!




# Writing

	My sentences start with capital letters. ⇒ My cat is little.
	My sentences end with punctuation. My cat is little. ↘
	I used finger spaces. My cat is little. 
	I can write at least 3 sentences. I went to the zoo. I saw a snake. It ate a rat. Gross!
	My story has a B-M-E.   

© kreativeinkinder.blogspot.com

## Writing Checklist



- Use a capital letter at the beginning of my sentence.  
ex.) The dog is big.
- Use finger spaces. 🖐️  
ex.) I see the bat.
- Use ending punctuation. ❓  
ex.) My dad is tall.
- Use the word wall to spell words.  
ex.) I like cats and dogs.

Ad	ib	Co
to	or	on
at	at	on
or		

## Writing Checklist



- Use a capital letter at the beginning of a sentence.  
EX: The tree is tall.
- Use finger spaces. 🖐️  
EX: I \_swim\_ at \_the\_ pool.
- Use ending punctuation. ❓!  
EX: Do you have a pet? ?!
- Use the word wall to help you spell.  
EX: I fell down.

## writing checklist

- My **name** is on my paper.
- I started **all** my sentences with a **capital letter**.
- All** my sentences end with a **punctuation mark**. (. ? !)
- I put **spaces** between each word.
- I checked my **spelling**.
- My writing makes **sense**.
- I used some "wow" words.

